

M / MR Series

General Information

1. Air Cooled Mobile Series coolers are built for operation with maximum oil pressures to 300 PSI and temperatures to 400°F.
2. Care must be taken to reduce or eliminate dirt and debris from blocking the cooling surface as overheating could result.

Installation

1. Mobile Series coolers are designed for mounting by “L” shaped brackets attached to the sides of the manifolds.
2. It is recommended that these units be installed with the oil ports positioned, based on oil flow rates.
3. Units should **not** be located in corrosive atmospheres as rapid deterioration of cooling coil, and/or manifolds may take place resulting in reduced service life (corrosion resistant coatings available—consult factory).
4. Piping should be sized based on oil flow and pressure drop requirements, not on the oil coolers port sizes. It should also be properly supported to prevent excessive strain to connections, manifolds, etc.

NOTE: Oil port position is at customer option, however, the cooler must be flooded with oil to take full advantage of cooling potential.

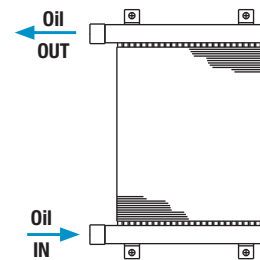
Maintenance

1. The unit should be inspected regularly for corrosion and dirty or clogged heat transfer surface. Dirt and dust can be removed by washing, brushing or blowing out with compressed air. Should the surface be greasy, the fins and tubes can be brushed or sprayed with a non-flammable degreasing fluid which is safe on copper, steel and aluminum. Follow with a hot water rinse and dry thoroughly. A steam cleaner can also be used effectively.
2. Once a year, or as required by the application, piping should be disconnected and a degreasing agent circulated through the unit to remove sludge from turbulators and internal tube surfaces to return the unit to full capacity. A thorough cleaning of the entire system in the same manner is preferable to avoid carry-over from uncleaned piping, pump and accessories. The strainer or any filtering devices should also be serviced following this operation.
3. When ordering replacement parts or inquiring on service, mention the model number, serial number and the original purchase order number.
4. Check valve cartridge (MR Series) is not serviceable. Install oil filter ahead of unit to keep foreign particles from rendering the cartridge ineffective.

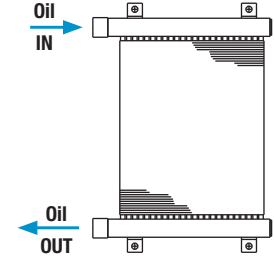
Piping Hook-up

M Series

Low to High Flow

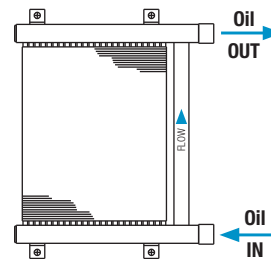


High Flow Only



MR Series

Low to High Flow



High Flow Only

